

2022 OKFUSKEE COUNTY ASSESSOR'S OFFICE REPORT TO THE EXCISE BOARD

07/28/2022

City/Village

DISTRICT	DESCRIPTION	PERSONAL PROPERTY	REAL PROPERTY	PUBLIC SERVICE	TOTAL VALUATION	HOMESTEAD EXEMPTIONS	OTHER EXEMPTIONS	NET VALUATION
T01	Boley City	83,414	718,545	212,671	1,014,630	38,309	6,039	970,282
T02	Bearden City	187	462,567	100,570	563,324	31,000	5,053	527,271
T03	Castle City	23,806	149,153	76,621	249,580	21,718	2,090	225,772
T04	Paden City	134,425	1,293,392	136,935	1,564,752	101,982	28,975	1,433,795
T05	Okemah City	1,518,803	7,693,415	1,227,269	10,439,487	417,712	112,673	9,909,102
T06	Weleetka City	290,384	1,652,047	353,238	2,295,669	144,132	9,637	2,141,900
<b>CITY/VILLAGE TOTAL VALUATION</b>		<b>2,051,019</b>	<b>11,969,119</b>	<b>2,107,304</b>	<b>16,127,442</b>	<b>754,853</b>	<b>164,467</b>	<b>15,208,122</b>

County

DISTRICT	DESCRIPTION	PERSONAL PROPERTY	REAL PROPERTY	PUBLIC SERVICE	TOTAL VALUATION	HOMESTEAD EXEMPTIONS	OTHER EXEMPTIONS	NET VALUATION
C001	Okfuskee County General	20,637,676	42,161,778	26,923,565	89,723,019	2,109,023	708,797	86,905,199
<b>COUNTY TOTAL VALUATION</b>		<b>20,637,676</b>	<b>42,161,778</b>	<b>26,923,565</b>	<b>89,723,019</b>	<b>2,109,023</b>	<b>708,797</b>	<b>86,905,199</b>

School

DISTRICT	DESCRIPTION	PERSONAL PROPERTY	REAL PROPERTY	PUBLIC SERVICE	TOTAL VALUATION	HOMESTEAD EXEMPTIONS	OTHER EXEMPTIONS	NET VALUATION
#14 Pade	#14 Paden	6,836,124	7,106,988	8,073,591	22,016,703	375,075	148,047	21,493,581
#2 Mason	#2 Mason	1,640,383	5,786,959	543,069	7,970,411	251,945	63,708	7,654,758
#26 Oke	#26 Okemah	6,937,643	18,469,167	5,818,165	31,224,975	896,551	319,443	30,008,981
#29 Bear	#29 Bearden	1,669,543	2,640,684	2,219,091	6,529,318	124,482	70,567	6,334,269
#31 Wele	#31 Weleetka	2,069,330	6,326,886	9,242,839	17,639,055	355,929	82,286	17,200,840
Joint 15	Joint #15	588,786	427,756	94,323	1,110,865	25,000	12,236	1,073,629
Joint 5	Joint #5	4,104	49,666	281,215	334,985	6,541	0	328,444
Joint 56	Joint #56	891,763	1,353,672	651,272	2,896,707	73,500	12,510	2,810,697
<b>SCHOOL TOTAL VALUATION</b>		<b>20,637,676</b>	<b>42,161,778</b>	<b>26,923,565</b>	<b>89,723,019</b>	<b>2,109,023</b>	<b>708,797</b>	<b>86,905,199</b>

Vo-Tech

DISTRICT	DESCRIPTION	PERSONAL PROPERTY	REAL PROPERTY	PUBLIC SERVICE	TOTAL VALUATION	HOMESTEAD EXEMPTIONS	OTHER EXEMPTIONS	NET VALUATION
Votec 5	VoTech #5	7,424,910	7,534,744	8,167,914	23,127,568	400,075	160,283	22,567,210
Votec25	Votech #25	13,212,766	34,627,034	18,755,651	66,595,451	1,708,948	548,514	64,337,989

# 2022 OKFUSKEE COUNTY ASSESSOR'S OFFICE REPORT TO THE EXCISE BOARD

07/27/2022

VO-TECH TOTAL VALUATION	20,637,676	42,161,778	26,923,565	89,723,019	2,109,023	708,797	86,905,199
-------------------------	------------	------------	------------	------------	-----------	---------	------------

I, LEA C WINKLE, Assessor of Okfuskee County Oklahoma, do hereby certify that the foregoing is a true and correct statement of valuations for Real Estate, Personal Property, and Motor Vehicle Assessor's Office as certified by the State Board of Equalization and shown by the records in the County Assessor's office. Subscribed by me on this day of 07/27/2022.

State of Oklahoma )  
 ) SS  
 Okfuskee County )

Lea C Winkle

LEA C WINKLE  
 County Assessor  
 Okfuskee County

I, Dianne Flanders, County Clerk of Okfuskee County Oklahoma, do hereby certify that the above is a true, correct and complete list of the valuations of Okfuskee County Oklahoma as certified by the Okfuskee County Assessor's office.

Dianne Flanders

Dianne Flanders  
 County Clerk  
 Okfuskee County

Excise Board:

[Signature]



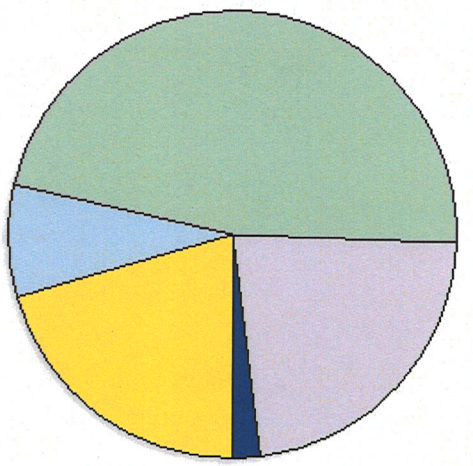
7-28-22  
 Date



Real	Count	Value
Agricultural	17	17,681
Commercial	64	229,049
Residential	577	471,815
<b>Total Real Value</b>	<b>658</b>	<b>718,545</b>
Homestead	38	38,309
Veteran	1	6,039
Other	0	0
<b>Total Exempt</b>	<b>43</b>	<b>44,348</b>
<b>TIF Increment Value</b>		
<b>Net Assessed</b>		<b>674,197</b>
<b>Net Assessed Under Protest</b>	<b>0</b>	<b>0</b>
Senior Freeze	7	9,970
Capped Parcels	121	27,626
<b>Personal</b>	<b>Count</b>	<b>Value</b>
Agricultural	2	794
Commercial	18	74,474
Mobile Home	7	8,146
<b>Total Personal</b>	<b>27</b>	<b>83,414</b>
<b>Total Exempt</b>	<b>0</b>	<b>0</b>
<b>TIF Increment Value</b>		
<b>Net Assessed</b>		<b>83,414</b>
<b>Net Assessed Under Protest</b>	<b>1</b>	<b>17,816</b>
<b>Public Service</b>	<b>Count</b>	<b>Value</b>
<b>Total PS Value</b>	<b>6</b>	<b>212,671</b>
<b>TIF Increment Value</b>		
<b>Net Assessed</b>		<b>212,671</b>

District Totals	
Total Gross Value	1,014,630
Homestead Loss	38,309
Other Exemption Loss	6,039
<b>TIF Increment Value</b>	
<b>Retained TIF Value</b>	
<b>Net Assessed Value</b>	<b>970,282</b>
<b>Net Assessed Under Protest</b>	<b>17,816</b>

\* Public Service Protests Values are not included on this report.

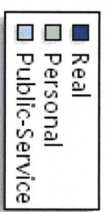


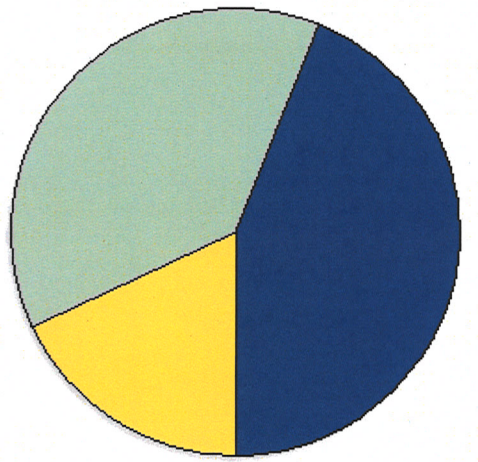


Real	Count	Value
Agricultural	57	248,361
Commercial	0	0
Residential	49	214,206
<b>Total Real Value</b>	<b>106</b>	<b>462,567</b>
Homestead	29	31,000
Veteran	1	5,053
Other	0	0
<b>Total Exempt</b>	<b>32</b>	<b>36,053</b>
<b>TIF Increment Value</b>		
<b>Net Assessed</b>		<b>426,514</b>
<b>Net Assessed Under Protest</b>		
Senior Freeze	6	3,732
Capped Parcels	78	181,908
<b>Personal</b>	<b>Count</b>	<b>Value</b>
Agricultural	0	0
Commercial	2	187
Mobile Home	0	0
<b>Total Personal</b>	<b>2</b>	<b>187</b>
<b>Total Exempt</b>	<b>0</b>	<b>0</b>
<b>TIF Increment Value</b>		
<b>Net Assessed</b>		<b>187</b>
<b>Net Assessed Under Protest</b>		
<b>Public Service</b>	<b>Count</b>	<b>Value</b>
<b>Total PS Value</b>	<b>6</b>	<b>100,570</b>
<b>TIF Increment Value</b>		
<b>Net Assessed</b>		<b>100,570</b>

District Totals	
Total Gross Value	563,324
Homestead Loss	31,000
Other Exemption Loss	5,053
<b>TIF Increment Value</b>	
<b>Retained TIF Value</b>	
<b>Net Assessed Value</b>	<b>527,271</b>

**Net Assessed Under Protest**

\* Public Service Protests Values are not included on this report.

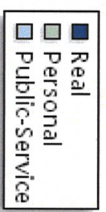

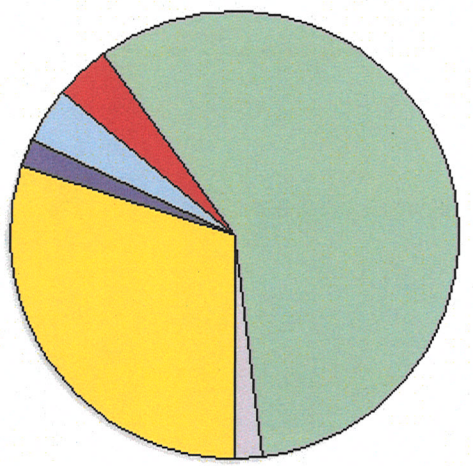


Real	Count	Value
Agricultural	0	0
Commercial	2	4,458
Residential	75	144,695
<b>Total Real Value</b>	<b>77</b>	<b>149,153</b>
Homestead	18	21,718
Veteran	1	2,090
Other	0	0
<b>Total Exempt</b>	<b>23</b>	<b>23,808</b>
<b>TIF Increment Value</b>		
<b>Net Assessed</b>		<b>125,345</b>
<b>Net Assessed Under Protest</b>		
Senior Freeze	6	9,533
Capped Parcels	53	48,363

Personal	Count	Value
Agricultural	4	2,531
Commercial	4	9,764
Mobile Home	3	11,511
<b>Total Personal</b>	<b>11</b>	<b>23,806</b>
<b>Total Exempt</b>	<b>0</b>	<b>0</b>
<b>TIF Increment Value</b>		
<b>Net Assessed</b>		<b>23,806</b>
<b>Net Assessed Under Protest</b>		
<b>Public Service</b>	<b>Count</b>	<b>Value</b>
<b>Total PS Value</b>	<b>6</b>	<b>76,621</b>
<b>TIF Increment Value</b>		
<b>Net Assessed</b>		<b>76,621</b>

District Totals	
Total Gross Value	249,580
Homestead Loss	21,718
Other Exemption Loss	2,090
<b>TIF Increment Value</b>	
<b>Retained TIF Value</b>	
<b>Net Assessed Value</b>	<b>225,772</b>

**Net Assessed Under Protest**  
 \* Public Service Protests Values are not included on this report.


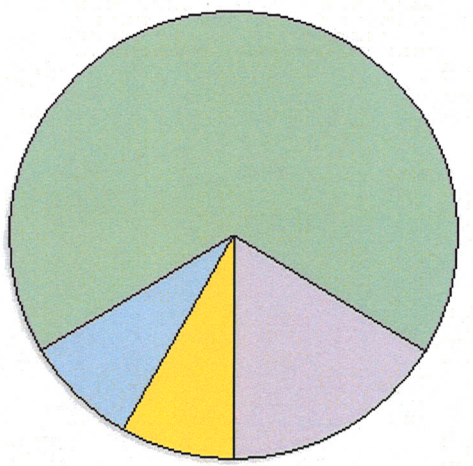


Real	Count	Value
Agricultural	0	0
Commercial	27	249,769
Residential	299	1,043,623
<b>Total Real Value</b>	<b>326</b>	<b>1,293,392</b>
Homestead	97	101,982
Veteran	5	28,975
Other	0	0
<b>Total Exempt</b>	<b>108</b>	<b>130,957</b>
<b>TIF Increment Value</b>		
<b>Net Assessed</b>		<b>1,162,435</b>
<b>Net Assessed Under Protest</b>		
Senior Freeze	21	25,229
Capped Parcels	57	77,702

Personal	Count	Value
Agricultural	10	9,616
Commercial	21	116,242
Mobile Home	11	8,567
<b>Total Personal</b>	<b>42</b>	<b>134,425</b>
<b>Total Exempt</b>	<b>0</b>	<b>0</b>
<b>TIF Increment Value</b>		
<b>Net Assessed</b>		<b>134,425</b>
<b>Net Assessed Under Protest</b>		
<b>Public Service</b>	<b>Count</b>	<b>Value</b>
Total PS Value	4	136,935
<b>TIF Increment Value</b>		
<b>Net Assessed</b>		<b>136,935</b>

District Totals	Count	Value
Total Gross Value		1,564,752
Homestead Loss		101,982
Other Exemption Loss		28,975
<b>TIF Increment Value</b>		
<b>Retained TIF Value</b>		
<b>Net Assessed Value</b>		<b>1,433,795</b>
<b>Net Assessed Under Protest</b>		

\* Public Service Protests Values are not included on this report.



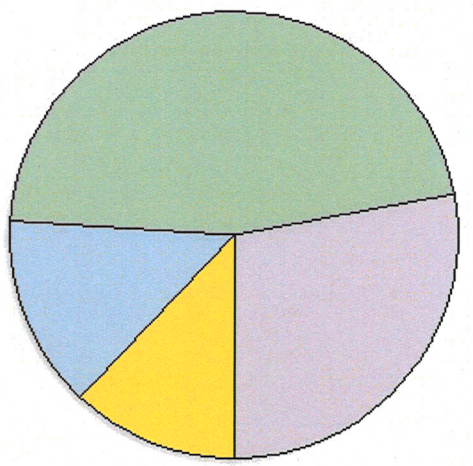


Real	Count	Value
Agricultural	8	13,510
Commercial	208	2,920,890
Residential	1,262	4,759,015
<b>Total Real Value</b>	<b>1,478</b>	<b>7,693,415</b>
Homestead	392	417,712
Veteran	18	112,673
Other	0	0
<b>Total Exempt</b>	<b>443</b>	<b>530,385</b>
<b>TIF Increment Value</b>		
<b>Net Assessed</b>		<b>7,163,030</b>
<b>Net Assessed Under Protest</b>		
Senior Freeze	95	245,690
Capped Parcels	1,010	4,992,189


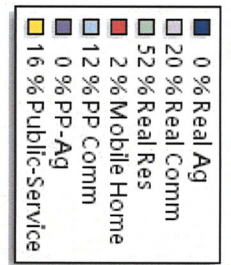
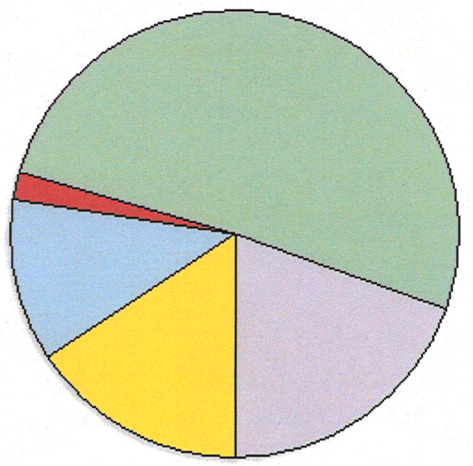
Personal	Count	Value
Agricultural	16	14,770
Commercial	172	1,489,792
Mobile Home	6	14,241
<b>Total Personal</b>	<b>194</b>	<b>1,518,803</b>
<b>Total Exempt</b>	<b>0</b>	<b>0</b>
<b>TIF Increment Value</b>		
<b>Net Assessed</b>		<b>1,518,803</b>
<b>Net Assessed Under Protest</b>		
<b>Public Service</b>	<b>Count</b>	<b>Value</b>
<b>Total PS Value</b>	<b>14</b>	<b>1,227,269</b>
<b>TIF Increment Value</b>		
<b>Net Assessed</b>		<b>1,227,269</b>

District Totals	Count	Value
Total Gross Value		10,439,487
Homestead Loss		417,712
Other Exemption Loss		112,673
<b>TIF Increment Value</b>		
<b>Retained TIF Value</b>		
<b>Net Assessed Value</b>		<b>9,909,102</b>
<b>Net Assessed Under Protest</b>		

\* Public Service Protests Values are not included on this report.



Real	Count	Value
Agricultural	0	0
Commercial	51	467,591
Residential	651	1,184,456
<b>Total Real Value</b>	<b>702</b>	<b>1,652,047</b>
Homestead	125	144,132
Veteran	3	9,637
Other	0	0
<b>Total Exempt</b>	<b>148</b>	<b>153,769</b>
<b>TIF Increment Value</b>		
<b>Net Assessed</b>		<b>1,498,278</b>
<b>Net Assessed Under Protest</b>		
Senior Freeze	32	14,691
Capped Parcels	84	208,676
<b>Personal</b>	<b>Count</b>	<b>Value</b>
Agricultural	8	4,735
Commercial	37	257,442
Mobile Home	13	30,207
<b>Total Personal</b>	<b>58</b>	<b>292,384</b>
<b>Total Exempt</b>	<b>1</b>	<b>2,000</b>
<b>TIF Increment Value</b>		
<b>Net Assessed</b>		<b>290,384</b>
<b>Net Assessed Under Protest</b>		
<b>Public Service</b>	<b>Count</b>	<b>Value</b>
<b>Total PS Value</b>	<b>10</b>	<b>353,238</b>
<b>TIF Increment Value</b>		
<b>Net Assessed</b>		<b>353,238</b>



**District Totals**

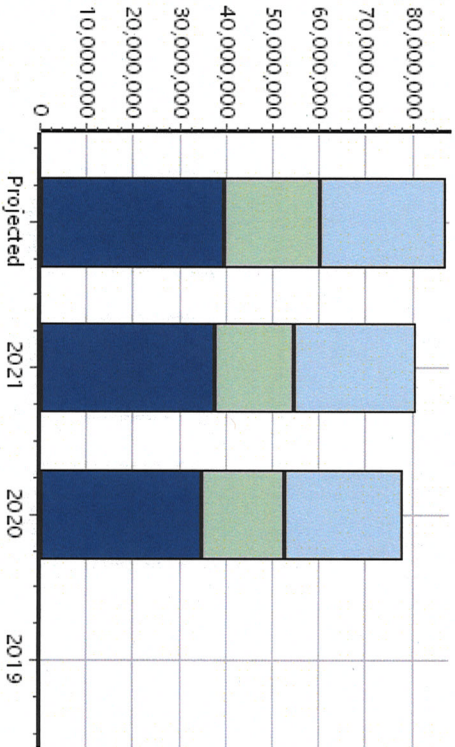

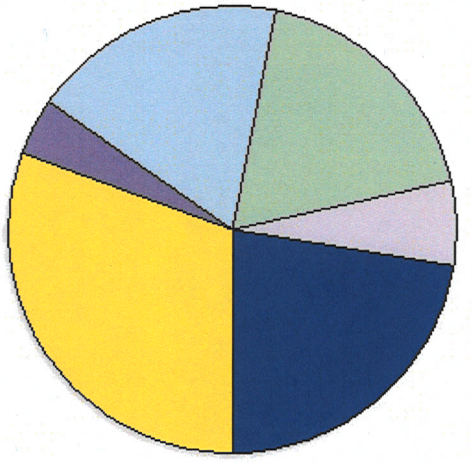
Total Gross Value	2,297,669
Homestead Loss	144,132
Other Exemption Loss	11,637
<b>TIF Increment Value</b>	
<b>Retained TIF Value</b>	
<b>Net Assessed Value</b>	<b>2,141,900</b>

**Net Assessed Under Protest**

\* Public Service Protests Values are not included on this report.



Real	Count	Value
Agricultural	4,788	19,945,514
Commercial	655	5,191,499
Residential	4,931	17,024,765
<b>Total Real Value</b>	<b>10,374</b>	<b>42,161,778</b>
Homestead	1,999	2,109,023
Veteran	84	708,797
Other	1	78
<b>Total Exempt</b>	<b>2,219</b>	<b>2,817,820</b>
<b>TIF Increment Value</b>		
<b>Net Assessed</b>		<b>39,343,958</b>
<b>Net Assessed Under Protest</b>	<b>0</b>	<b>0</b>
Senior Freeze	322	949,097
Capped Parcels	4,627	11,268,713
<b>Personal</b>	<b>Count</b>	<b>Value</b>
Agricultural	1,129	3,344,212
Commercial	623	16,701,449
Mobile Home	244	602,012
<b>Total Personal</b>	<b>1,996</b>	<b>20,647,673</b>
<b>Total Exempt</b>	<b>5</b>	<b>9,997</b>
<b>TIF Increment Value</b>		
<b>Net Assessed</b>		<b>20,637,676</b>
<b>Net Assessed Under Protest</b>	<b>14</b>	<b>7,273,288</b>
<b>Public Service</b>	<b>Count</b>	<b>Value</b>
<b>Total PS Value</b>	<b>164</b>	<b>26,923,565</b>
<b>TIF Increment Value</b>		
<b>Net Assessed</b>		<b>26,923,565</b>



District Totals	
Total Gross Value	89,733,016
Homestead Loss	2,109,023
Other Exemption Loss	718,794
<b>TIF Increment Value</b>	
<b>Retained TIF Value</b>	
<b>Net Assessed Value</b>	<b>86,905,199</b>
<b>Net Assessed Under Protest</b>	<b>7,273,288</b>

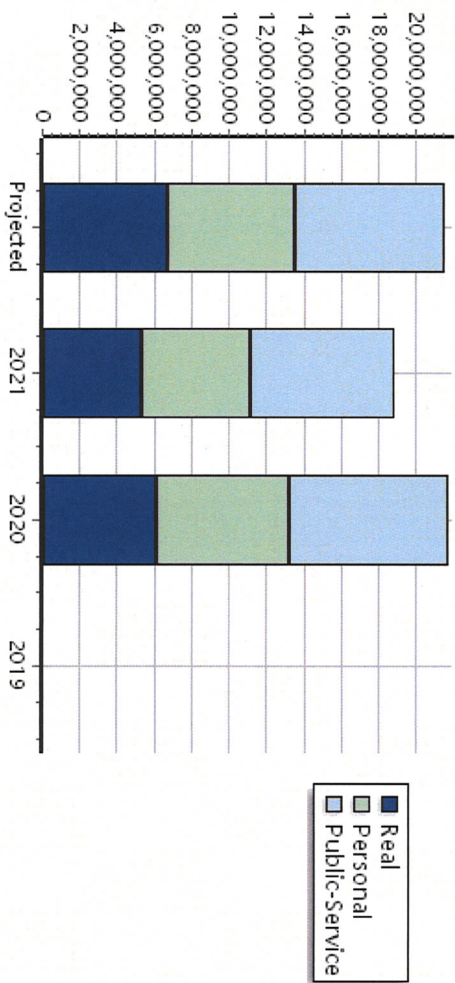
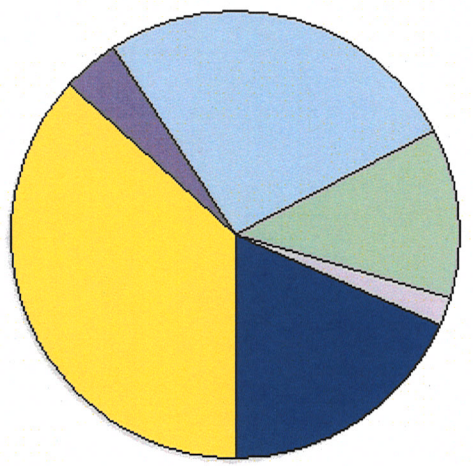
\* Public Service Protests Values are not included on this report.

Real	Count	Value
Agricultural	953	3,891,069
Commercial	37	631,890
Residential	554	2,584,029
<b>Total Real Value</b>	<b>1,544</b>	<b>7,106,988</b>
Homestead	365	375,075
Veteran	17	148,047
Other	1	78
<b>Total Exempt</b>	<b>396</b>	<b>523,122</b>
<b>TIF Increment Value</b>		
<b>Net Assessed</b>		<b>6,583,866</b>
<b>Net Assessed Under Protest</b>	<b>0</b>	<b>0</b>
Senior Freeze	51	57,603
Capped Parcels	239	300,885

Personal	Count	Value
Agricultural	260	918,249
Commercial	82	5,843,207
Mobile Home	46	74,668
<b>Total Personal</b>	<b>388</b>	<b>6,836,124</b>
<b>Total Exempt</b>	<b>0</b>	<b>0</b>
<b>TIF Increment Value</b>		
<b>Net Assessed</b>		<b>6,836,124</b>
<b>Net Assessed Under Protest</b>	<b>2</b>	<b>4,032,257</b>
<b>Public Service</b>		
<b>Total PS Value</b>	<b>22</b>	<b>8,073,591</b>
<b>TIF Increment Value</b>		
<b>Net Assessed</b>		<b>8,073,591</b>

District Totals	Count	Value
Total Gross Value		22,016,703
Homestead Loss		375,075
Other Exemption Loss		148,047
<b>TIF Increment Value</b>		
<b>Retained TIF Value</b>		
<b>Net Assessed Value</b>		<b>21,493,581</b>
<b>Net Assessed Under Protest</b>		<b>4,032,257</b>

\* Public Service Protests Values are not included on this report.

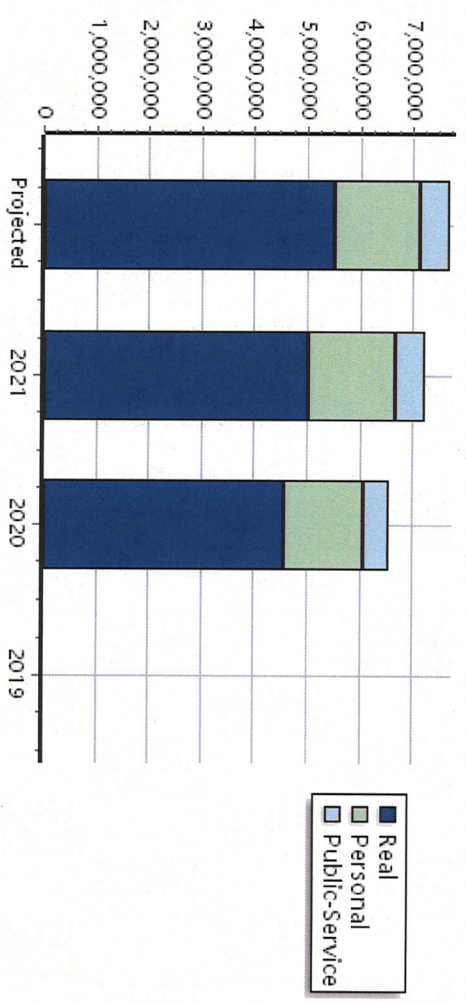
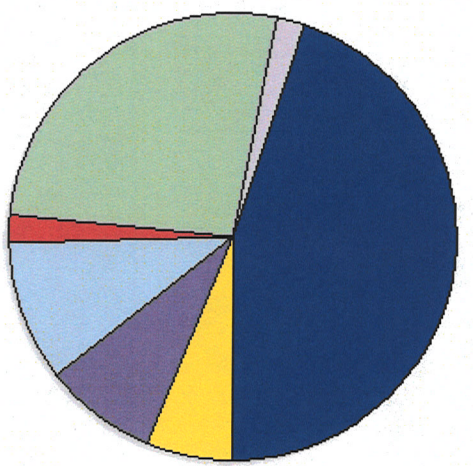


Real	Count	Value
Agricultural	785	3,491,861
Commercial	7	142,527
Residential	303	2,152,571
<b>Total Real Value</b>	<b>1,095</b>	<b>5,786,959</b>
Homestead	247	251,945
Veteran	7	63,708
Other	0	0
<b>Total Exempt</b>	<b>260</b>	<b>315,653</b>
<b>TIF Increment Value</b>		
<b>Net Assessed</b>		<b>5,471,306</b>
<b>Net Assessed Under Protest</b>	<b>0</b>	<b>0</b>
Senior Freeze	24	182,808
Capped Parcels	725	1,212,412

Personal	Count	Value
Agricultural	211	637,911
Commercial	55	849,767
Mobile Home	54	156,702
<b>Total Personal</b>	<b>320</b>	<b>1,644,380</b>
<b>Total Exempt</b>	<b>2</b>	<b>3,997</b>
<b>TIF Increment Value</b>		
<b>Net Assessed</b>		<b>1,640,383</b>
<b>Net Assessed Under Protest</b>	<b>2</b>	<b>134,016</b>
<b>Public Service</b>	<b>Count</b>	<b>Value</b>
<b>Total PS Value</b>	<b>13</b>	<b>543,069</b>
<b>TIF Increment Value</b>		
<b>Net Assessed</b>		<b>543,069</b>

District Totals	
Total Gross Value	7,974,408
Homestead Loss	251,945
Other Exemption Loss	67,705
<b>TIF Increment Value</b>	
<b>Retained TIF Value</b>	
<b>Net Assessed Value</b>	<b>7,654,758</b>
<b>Net Assessed Under Protest</b>	<b>134,016</b>

\* Public Service Protests Values are not included on this report.


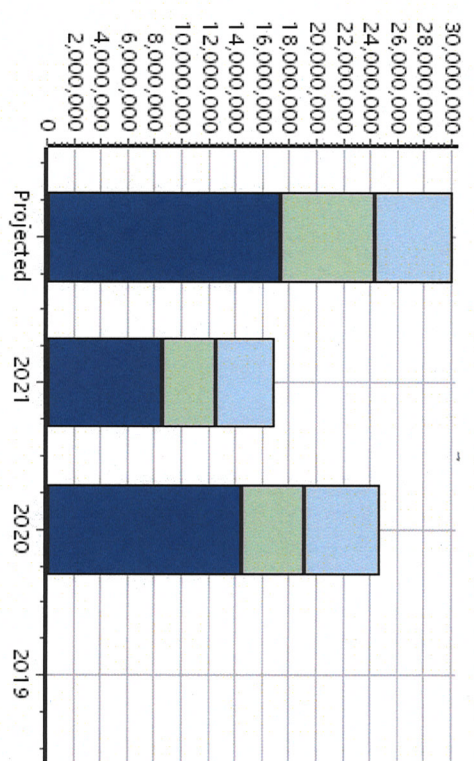

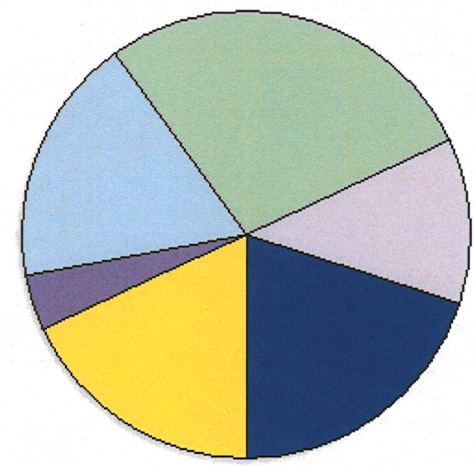


Real	Count	Value
Agricultural	1,305	6,177,299
Commercial	540	3,845,314
Residential	2,547	8,446,554
<b>Total Real Value</b>	<b>4,392</b>	<b>18,469,167</b>
Homestead	840	896,551
Veteran	38	319,443
Other	0	0
<b>Total Exempt</b>	<b>952</b>	<b>1,215,994</b>
<b>TIF Increment Value</b>		
<b>Net Assessed</b>		<b>17,253,173</b>
<b>Net Assessed Under Protest</b>	<b>0</b>	<b>0</b>
Senior Freeze	158	489,949
Capped Parcels	2,434	7,668,259

Personal	Count	Value
Agricultural	303	1,023,634
Commercial	321	5,773,611
Mobile Home	54	144,398
<b>Total Personal</b>	<b>678</b>	<b>6,941,643</b>
<b>Total Exempt</b>	<b>2</b>	<b>4,000</b>
<b>TIF Increment Value</b>		
<b>Net Assessed</b>		<b>6,937,643</b>
<b>Net Assessed Under Protest</b>	<b>3</b>	<b>1,561,342</b>
<b>Public Service</b>		
<b>Total PS Value</b>	<b>53</b>	<b>5,818,165</b>
<b>TIF Increment Value</b>		
<b>Net Assessed</b>		<b>5,818,165</b>

District Totals	
Total Gross Value	31,228,975
Homestead Loss	896,551
Other Exemption Loss	323,443
<b>TIF Increment Value</b>	
<b>Retained TIF Value</b>	
<b>Net Assessed Value</b>	<b>30,008,981</b>
<b>Net Assessed Under Protest</b>	<b>1,561,342</b>

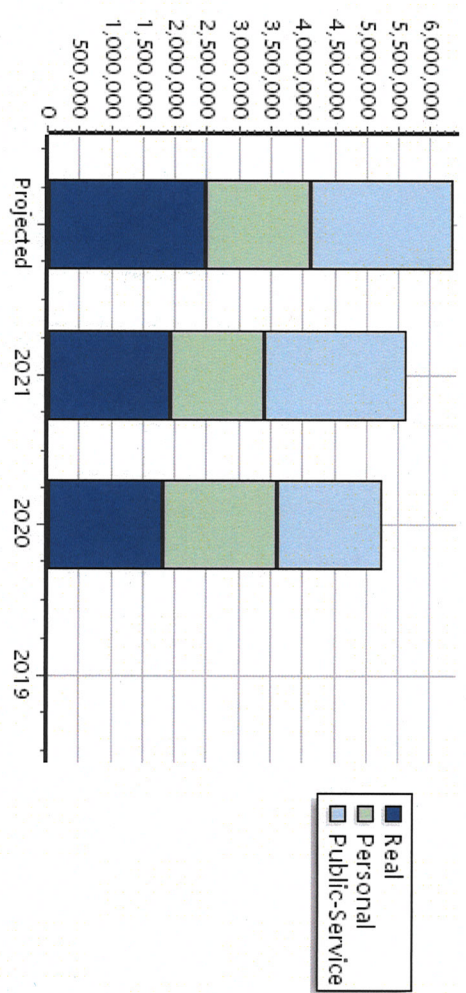
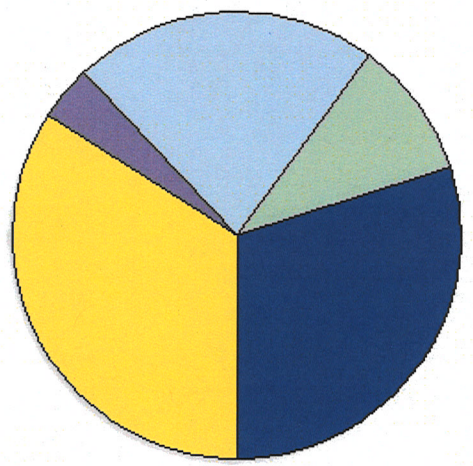
\* Public Service Protests Values are not included on this report.



Real	Count	Value
Agricultural	443	1,970,050
Commercial	4	21,985
Residential	150	648,649
<b>Total Real Value</b>	<b>597</b>	<b>2,640,684</b>
Homestead	118	124,482
Veteran	6	70,567
Other	0	0
<b>Total Exempt</b>	<b>131</b>	<b>195,049</b>
<b>TIF Increment Value</b>		
<b>Net Assessed</b>		<b>2,445,635</b>
<b>Net Assessed Under Protest</b>	<b>0</b>	<b>0</b>
Senior Freeze	14	23,640
Capped Parcels	465	1,129,854
<b>Personal</b>	<b>Count</b>	<b>Value</b>
Agricultural	96	220,792
Commercial	23	1,395,967
Mobile Home	15	52,784
<b>Total Personal</b>	<b>134</b>	<b>1,669,543</b>
<b>Total Exempt</b>	<b>0</b>	<b>0</b>
<b>TIF Increment Value</b>		
<b>Net Assessed</b>		<b>1,669,543</b>
<b>Net Assessed Under Protest</b>	<b>1</b>	<b>580,298</b>
<b>Public Service</b>	<b>Count</b>	<b>Value</b>
<b>Total PS Value</b>	<b>26</b>	<b>2,219,091</b>
<b>TIF Increment Value</b>		
<b>Net Assessed</b>		<b>2,219,091</b>

District Totals	
Total Gross Value	6,529,318
Homestead Loss	124,482
Other Exemption Loss	70,567
<b>TIF Increment Value</b>	
<b>Retained TIF Value</b>	
<b>Net Assessed Value</b>	<b>6,334,269</b>
<b>Net Assessed Under Protest</b>	<b>580,298</b>

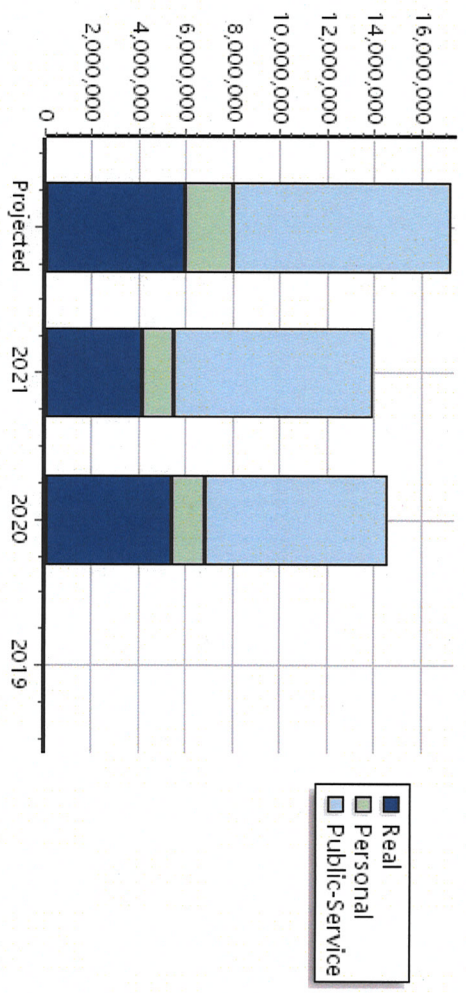
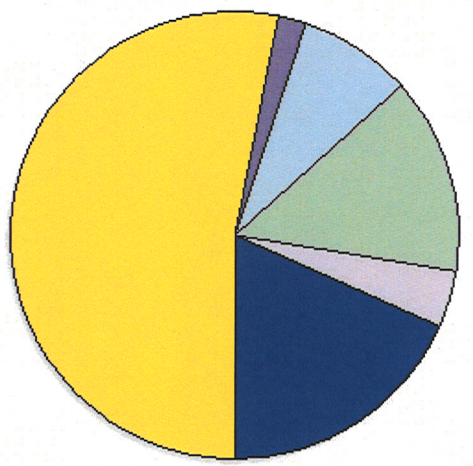
\* Public Service Protests Values are not included on this report.



Real	Count	Value
Agricultural	926	3,260,655
Commercial	65	532,470
Residential	1,204	2,533,761
<b>Total Real Value</b>	<b>2,195</b>	<b>6,326,886</b>
Homestead	327	355,929
Veteran	12	82,286
Other	0	0
<b>Total Exempt</b>	<b>370</b>	<b>438,215</b>
<b>TIF Increment Value</b>		
<b>Net Assessed</b>		<b>5,888,671</b>
<b>Net Assessed Under Protest</b>	<b>0</b>	<b>0</b>
Senior Freeze	61	164,637
Capped Parcels	575	669,624
<b>Personal</b>	<b>Count</b>	<b>Value</b>
Agricultural	175	394,591
Commercial	109	1,563,119
Mobile Home	40	113,620
<b>Total Personal</b>	<b>324</b>	<b>2,071,330</b>
<b>Total Exempt</b>	<b>1</b>	<b>2,000</b>
<b>TIF Increment Value</b>		
<b>Net Assessed</b>		<b>2,069,330</b>
<b>Net Assessed Under Protest</b>	<b>2</b>	<b>487,321</b>
<b>Public Service</b>	<b>Count</b>	<b>Value</b>
<b>Total PS Value</b>	<b>29</b>	<b>9,242,839</b>
<b>TIF Increment Value</b>		
<b>Net Assessed</b>		<b>9,242,839</b>

District Totals	
Total Gross Value	17,641,055
Homestead Loss	355,929
Other Exemption Loss	84,286
<b>TIF Increment Value</b>	
<b>Retained TIF Value</b>	
<b>Net Assessed Value</b>	<b>17,200,840</b>
<b>Net Assessed Under Protest</b>	<b>487,321</b>

\* Public Service Protests Values are not included on this report.

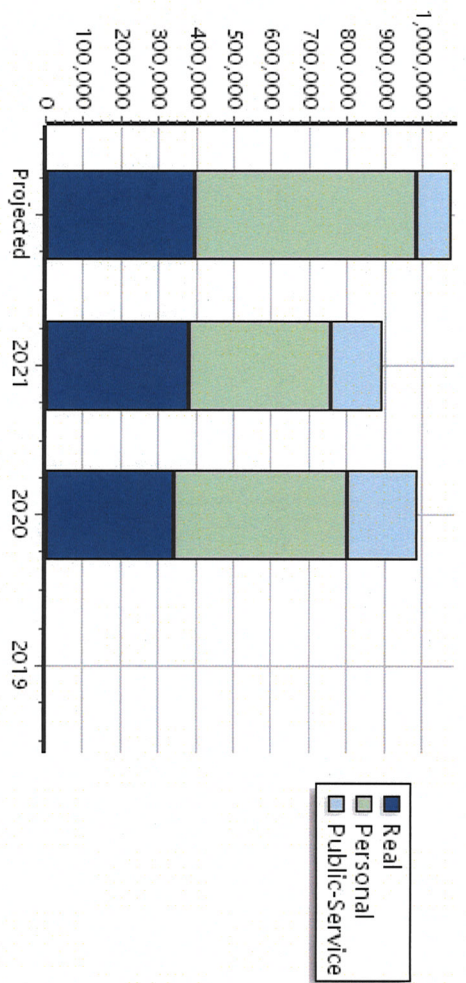
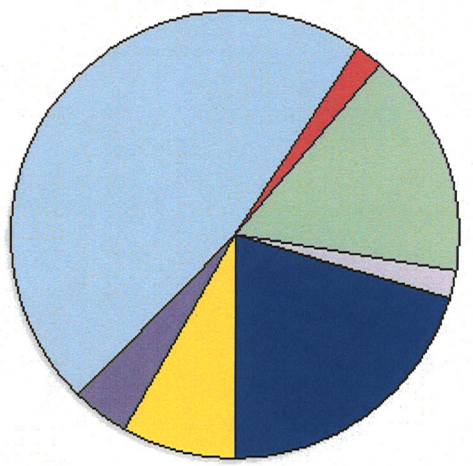


Real	Count	Value
Agricultural	59	223,985
Commercial	2	17,313
Residential	40	186,458
<b>Total Real Value</b>	<b>101</b>	<b>427,756</b>
Homestead	24	25,000
Veteran	1	12,236
Other	0	0
<b>Total Exempt</b>	<b>26</b>	<b>37,236</b>
<b>TIF Increment Value</b>		
<b>Net Assessed</b>		<b>390,520</b>
<b>Net Assessed Under Protest</b>	<b>0</b>	<b>0</b>
Senior Freeze	2	4,558
Capped Parcels	72	179,788

Personal	Count	Value
Agricultural	23	35,685
Commercial	11	520,483
Mobile Home	9	32,618
<b>Total Personal</b>	<b>43</b>	<b>588,786</b>
<b>Total Exempt</b>	<b>0</b>	<b>0</b>
<b>TIF Increment Value</b>		
<b>Net Assessed</b>		<b>588,786</b>
<b>Net Assessed Under Protest</b>	<b>2</b>	<b>297,659</b>
<b>Public Service</b>		
<b>Total PS Value</b>	<b>10</b>	<b>94,323</b>
<b>TIF Increment Value</b>		
<b>Net Assessed</b>		<b>94,323</b>

District Totals	Count	Value
Total Gross Value		1,110,865
Homestead Loss		25,000
Other Exemption Loss		12,236
<b>TIF Increment Value</b>		
<b>Retained TIF Value</b>		
<b>Net Assessed Value</b>		<b>1,073,629</b>
<b>Net Assessed Under Protest</b>		<b>297,659</b>

\* Public Service Protests Values are not included on this report.



Real	Count	Value
Agricultural	9	25,336
Commercial	0	0
Residential	14	24,330
<b>Total Real Value</b>	<b>23</b>	<b>49,666</b>
Homestead	6	6,541
Veteran	0	0
Other	0	0
<b>Total Exempt</b>	<b>7</b>	<b>6,541</b>


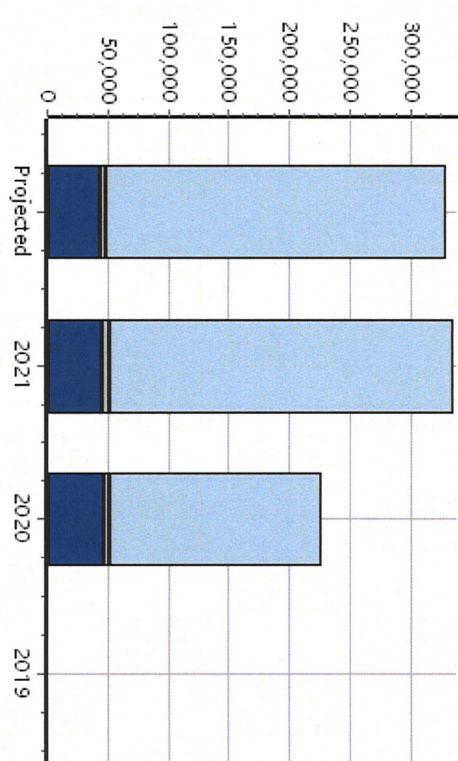
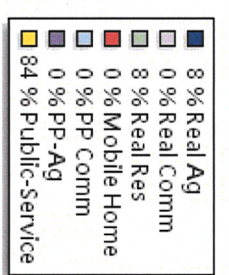
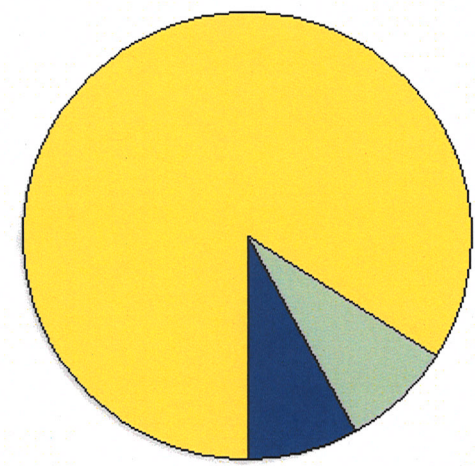
<b>TIF Increment Value</b>		
<b>Net Assessed</b>		<b>43,125</b>
<b>Net Assessed Under Protest</b>		
Senior Freeze	2	1,428
Capped Parcels	19	23,168

Personal	Count	Value
Agricultural	3	1,898
Commercial	1	84
Mobile Home	2	2,122
<b>Total Personal</b>	<b>6</b>	<b>4,104</b>
<b>Total Exempt</b>	<b>0</b>	<b>0</b>
<b>TIF Increment Value</b>		
<b>Net Assessed</b>		<b>4,104</b>
<b>Net Assessed Under Protest</b>		

Public Service	Count	Value
<b>Total PS Value</b>	<b>3</b>	<b>281,215</b>
<b>TIF Increment Value</b>		
<b>Net Assessed</b>		<b>281,215</b>

District Totals	Value
Total Gross Value	334,985
Homestead Loss	6,541
Other Exemption Loss	0
<b>TIF Increment Value</b>	
<b>Retained TIF Value</b>	
<b>Net Assessed Value</b>	<b>328,444</b>

**Net Assessed Under Protest**  
 \* Public Service Protests Values are not included on this report.




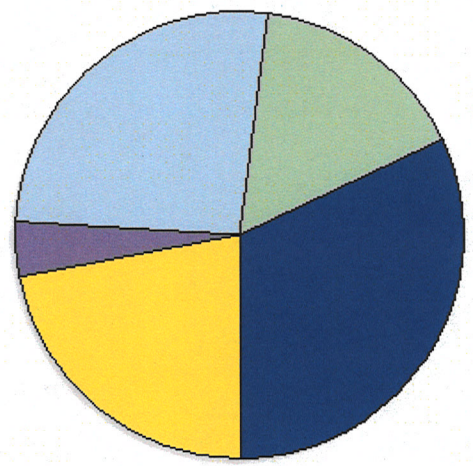


Real	Count	Value
Agricultural	308	905,259
Commercial	0	0
Residential	119	448,413
<b>Total Real Value</b>	<b>427</b>	<b>1,353,672</b>
Homestead	72	73,500
Veteran	3	12,510
Other	0	0
<b>Total Exempt</b>	<b>77</b>	<b>86,010</b>
<b>TIF Increment Value</b>		
<b>Net Assessed</b>		<b>1,267,662</b>
<b>Net Assessed Under Protest</b>	<b>0</b>	<b>0</b>
Senior Freeze	10	24,474
Capped Parcels	98	84,723

Personal	Count	Value
Agricultural	58	111,452
Commercial	21	755,211
Mobile Home	24	25,100
<b>Total Personal</b>	<b>103</b>	<b>891,763</b>
<b>Total Exempt</b>	<b>0</b>	<b>0</b>
<b>TIF Increment Value</b>		
<b>Net Assessed</b>		<b>891,763</b>
<b>Net Assessed Under Protest</b>	<b>2</b>	<b>180,395</b>
<b>Public Service</b>		
<b>Total PS Value</b>	<b>8</b>	<b>651,272</b>
<b>TIF Increment Value</b>		
<b>Net Assessed</b>		<b>651,272</b>

District Totals	Count	Value
Total Gross Value		2,896,707
Homestead Loss		73,500
Other Exemption Loss		12,510
<b>TIF Increment Value</b>		
<b>Retained TIF Value</b>		
<b>Net Assessed Value</b>		<b>2,810,697</b>
<b>Net Assessed Under Protest</b>		<b>180,395</b>

\* Public Service Protests Values are not included on this report.

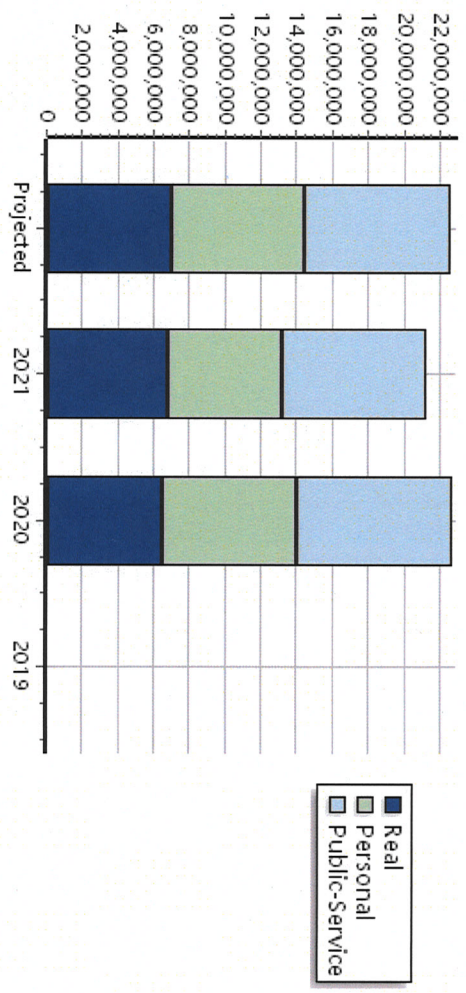
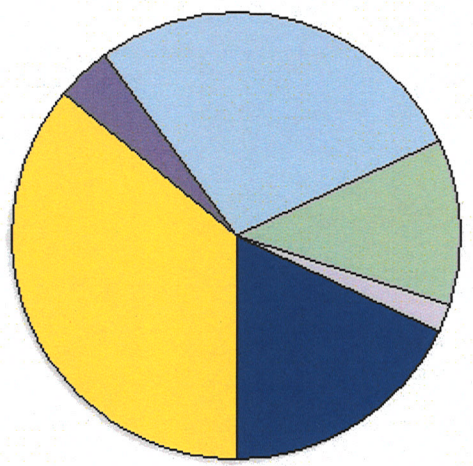


Real	Count	Value
Agricultural	1,012	4,115,054
Commercial	39	649,203
Residential	594	2,770,487
<b>Total Real Value</b>	<b>1,645</b>	<b>7,534,744</b>
Homestead	389	400,075
Veteran	18	160,283
Other	1	78
<b>Total Exempt</b>	<b>422</b>	<b>560,358</b>
<b>TIF Increment Value</b>		
<b>Net Assessed</b>		<b>6,974,386</b>
<b>Net Assessed Under Protest</b>	<b>0</b>	<b>0</b>
Senior Freeze	53	62,161
Capped Parcels	311	480,673

Personal	Count	Value
Agricultural	283	953,934
Commercial	93	6,363,690
Mobile Home	55	107,286
<b>Total Personal</b>	<b>431</b>	<b>7,424,910</b>
<b>Total Exempt</b>	<b>0</b>	<b>0</b>
<b>TIF Increment Value</b>		
<b>Net Assessed</b>		<b>7,424,910</b>
<b>Net Assessed Under Protest</b>	<b>4</b>	<b>4,329,916</b>
<b>Public Service</b>		
<b>Total PS Value</b>	<b>32</b>	<b>8,167,914</b>
<b>TIF Increment Value</b>		
<b>Net Assessed</b>		<b>8,167,914</b>

District Totals	Count	Value
Total Gross Value		23,127,568
Homestead Loss		400,075
Other Exemption Loss		160,283
<b>TIF Increment Value</b>		
<b>Retained TIF Value</b>		
<b>Net Assessed Value</b>		<b>22,567,210</b>
<b>Net Assessed Under Protest</b>		<b>4,329,916</b>

\* Public Service Protests Values are not included on this report.



Real	Count	Value
Agricultural	3,776	15,830,460
Commercial	616	4,542,296
Residential	4,337	14,254,278
<b>Total Real Value</b>	<b>8,729</b>	<b>34,627,034</b>
Homestead	1,610	1,708,948
Veteran	66	548,514
Other	0	0
<b>Total Exempt</b>	<b>1,797</b>	<b>2,257,462</b>
<b>TIF Increment Value</b>		
<b>Net Assessed</b>		<b>32,369,572</b>
<b>Net Assessed Under Protest</b>	<b>0</b>	<b>0</b>
Senior Freeze	269	886,936
Capped Parcels	4,316	10,788,040

Personal	Count	Value
Agricultural	846	2,390,278
Commercial	530	10,337,759
Mobile Home	189	494,726
<b>Total Personal</b>	<b>1,565</b>	<b>13,222,763</b>
<b>Total Exempt</b>	<b>5</b>	<b>9,997</b>
<b>TIF Increment Value</b>		
<b>Net Assessed</b>		<b>13,212,766</b>
<b>Net Assessed Under Protest</b>	<b>10</b>	<b>2,943,372</b>
<b>Public Service</b>		
<b>Total PS Value</b>	<b>132</b>	<b>18,755,651</b>
<b>TIF Increment Value</b>		
<b>Net Assessed</b>		<b>18,755,651</b>

District Totals	Count	Value
Total Gross Value		66,605,448
Homestead Loss		1,708,948
Other Exemption Loss		558,511
<b>TIF Increment Value</b>		
<b>Retained TIF Value</b>		
<b>Net Assessed Value</b>		<b>64,337,989</b>
<b>Net Assessed Under Protest</b>		<b>2,943,372</b>

\* Public Service Protests Values are not included on this report.

